



thrive

5 ways to take control of your accounting in 2025

How the right software makes your financial life a breeze

www.thriveaccounts.com

Table of contents

Introduction	3
Tip #1 - Picking the right accounting software	4
Tip #2 - Leverage automation for accounting	6
Tip# 3 - Stay on top of your taxes	8
Tip #4 - Real-time reporting	9
Tip #5 - Have expert help when you need it	10

What if you could take back control of your business?

Step back for a moment - where do you want your business to be in a year? Imagine all the opportunities to grow your business you could be focusing on. You've streamlined your accounting and found the perfect software to automate those tedious admin tasks. You now work smarter, not harder - Focusing on the things that matter to you and your business.

What's causing you headaches

If you've downloaded this guide, you may already know what's giving you headaches in your business - **Accounting doesn't keep up with Shopify.**

You didn't start a business to spend hours on time-consuming tasks like manually updating stock, orders, and reports. Managing finances shouldn't be stressful and shouldn't eat into your spare time.



What's this guide about?

This free guide will empower you to run your Shopify business with streamlined accounting for a smoother workflow.

You'll discover how automating your business is achievable through the right accounting solutions. We'll show you how to optimise your time and stay on top of your VAT, ensuring your store thrives financially. Plus, we'll point you to some resources for picking the right accounting software to suit your needs.

TIP #1 Picking the right accounting software

You know what makes good software - Shopify is already excellent at running a storefront. However, it can't cover the accounting side. That's why choosing the right accounting software for your business is essential - to bring finance and storefront management under one roof.

You should take into consideration the following:



The size of your business

Are you the sole employee or have less than ten workers? When looking at your options for accounting software, keep an eye out for **'per seat' pricing**. This means you can **save money** by only paying for the number of employees using the software instead of paying for five users but only needing 1 or 2 - a waste of money.



What issues are you trying to solve?

As discussed in the introduction, think about what's causing you headaches - no integration with Shopify, manual stock control, mistakes on reports, and reconciliation.



Industry-specific needs

As a store owner, you have specific requirements of an accounting package to **streamline your time-consuming tasks** - Shopify Integration, Stock Control, accurate records for revenue compliance, Reporting, VAT rates ready-to-go, and reconciliation - to name a few.



The benefits the right accounting software can bring

Once you invest in the correct accounting package, you'll quickly see a **return on your investment**. It will play a crucial role in **streamlining your processes** and ensuring revenue compliance by maintaining accurate records for your financial reports.

You'll **save time and money**, gaining more opportunities to grow your business.

How can I start my research?

An excellent resource is Google Search - start by searching for **'Shopify Accounting Software'** and look at what accounting packages offer screenshots and videos of their software in action.

While most companies will give you a chance to look at the software in your own time - keep an eye out for ones who will **take the time to listen to your business needs**, give you an **in-person demo** and **answer all your questions** there and then.

After all - if they don't take the time to see if their product suits you at the start, you may find that they are not there for you along the way.

If you want to save time searching, look at **Thrive Accounting Software**. From the outset, we'll work with you by assessing your industry, business size, and specific needs. This way, our team of experts can work closely with you to ensure you get the right solution to grow with you and your business every step of the way.

TIP #2 Leverage automation for accounting

Think about all the time wasted doing paperwork for your business. Instead of manually doing tasks, you can gain vast swathes of time back through automation. You could automatically update your stock when an order takes place, instantly convert each stage of your purchase/sales flow, and order the exact amount of stock you need when needed.

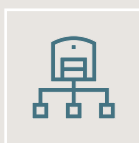
This will save you time - it will eliminate mistakes from manual errors, improve efficiency, and free up time to focus on core business activities!

What accounting automations should I look out for?

When choosing accounting software for Shopify, some examples of time saving automations include:



Integrated Accounting with Shopify: Any accounting system that talks directly with Shopify will be a **huge timesaver** - offering automatic sync will mean you never have to remember to schedule manual updates for finances again.




Stock Automation - Stock control and sales orders should be created automatically - make an order or purchase a new batch of products, and both Shopify and your Accounting software could sync instantly.



Seamless Order Fulfilment - Look for any solution that automates order import and payment allocation from Shopify. This will let you focus on getting orders to customers and streamlining your processing workflow.

You should also look for transaction automation within the system itself - instead of manually creating a transaction for each stage of a sale or purchase, converting each transaction will help you keep on top of your orders.

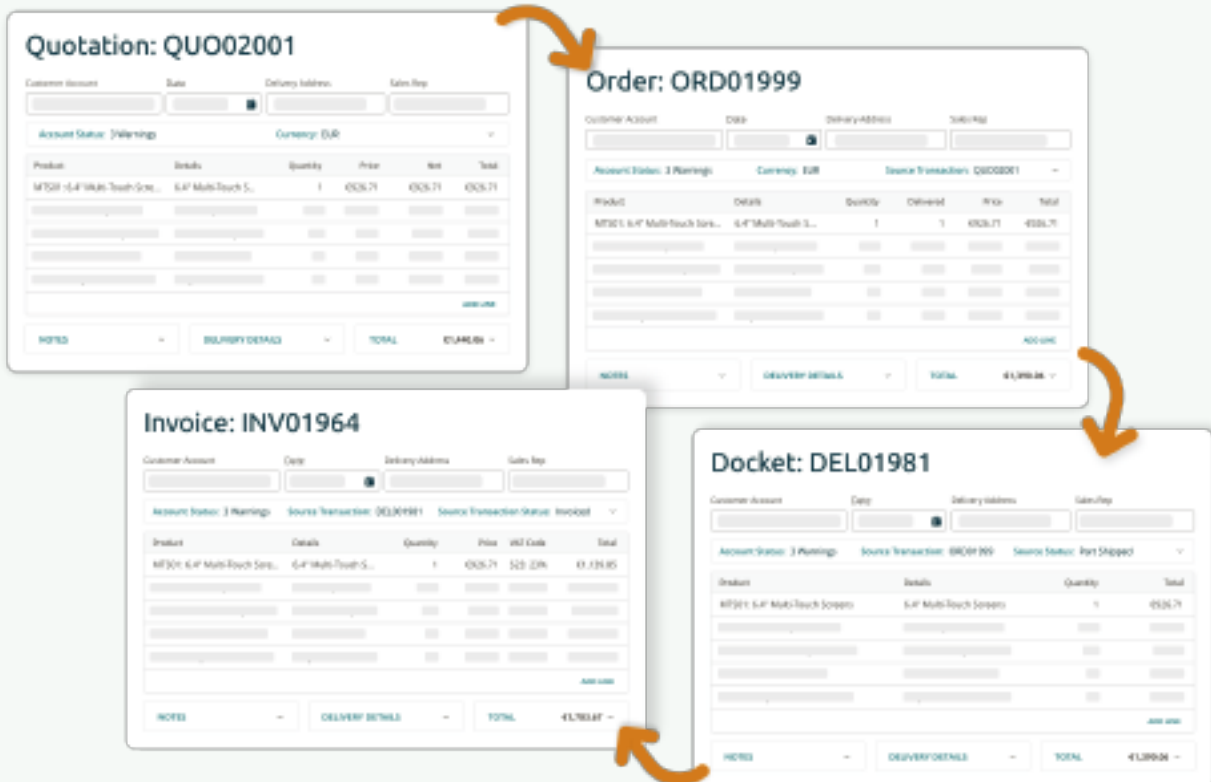


Streamlined Reporting - It's **mandatory** to keep records of all VAT-related business transactions; this too can be automated - look for any accounting software that offers '**VAT Analysis Reports**'. They should offer accurate data, giving you peace of mind that you stay compliant.



Simplified Payment Runs - Imagine paying all your suppliers with one click. Any accounting software offering **this can streamline your purchasing approval process** so all supplier payments appear as one transaction on your bank statement — saving time and reducing the need for manual reconciliation.

No matter what software you pick, keep in mind that **Thrive Accounting Software** already does all this automation for you.



TIP #3 Easily stay on top of VAT

When doing your bi-monthly VAT reports, it's essential to have a seamless workflow to complete them on time.

These days, business owners cannot afford to calculate VAT for every transaction - keeping on top of them is mandatory and essential to stay competitive. Here are some tips to remove the headache.

Essentials for keeping on top

Ensure VAT Codes are Setup: The last section mentions that records of all VAT-related business transactions are mandatory. Ensure your accounting system has Tax Rates for VAT Codes set up correctly so each transaction has the correct VAT amount applied.

Ensure VAT Reports are Setup Correctly: When Shopify orders are processed into Sales Invoices, your accounting system must take the VAT amounts and let you generate a timely and comprehensive VAT Report. This makes VAT Returns a breeze.

As a reminder - Thrive Accounting Software has VAT codes and reports setup for you, ready to go.



TIP #4 Real-time reporting

It may have come up while doing tax reports that you only find out the financial situation of your business every few months or once per year - usually when the accountant presents you with the year-end accounts.

Worse, if all reports are done at the end of the year in one go, this is delayed several months after the year-end date. This can be detrimental to your business health, finding out you're making less than was projected and needing to pivot when it may be too late.

That's why it's essential to get real-time reporting into your processes.



Take control of your business finances

To truly get a grasp on your business finances, you need to know:

- How much money do you have at any given moment
- The actual cost of your work (purchases, salaries, transportation, subscriptions)
- How much revenue is coming in for the products you offer

Like with taxes, at minimum, you should have monthly reports for business finances - the more frequently you review reports, the faster you can adapt to changes in consumer behaviour/rising expenses.

With Thrive Accounting Software, you'll get complete transparency across your entire business with our live dashboard for sales, purchases and profit & loss, one-click reports for VAT, sales and purchases, and a powerful Microsoft Power BI integration to create a custom sales dashboard to suit your needs.

TIP #5 Understand accounting with expert advice

Sometimes, you don't have all the answers - most business owners don't have experience with accounting. One option is to invest in training for yourself and other team members - upskilling existing employees is vastly cheaper than hiring a dedicated worker with a salary.

You can research accounting courses on platforms like:

- Udemy
- SkillShare
- LinkedIn Learning

However, why waste time and money trying to understand how something works? There's a much cheaper option - **getting expert advice right when you need it.**

Expert advice gives you peace of mind

Look for accounting software that offers 'direct access' to customer support. This doesn't mean back and forth over email - we mean a phone call with an experienced, trusted support member.

If you need an issue resolved or want training for your system, having an expert just a phone call away is essential - this maximises your time so you can get back to running your Shopify store.

Thrive Accounting Software offers expert advice, giving you peace of mind. Our expert team with over 25 years of experience is just a phone call away - with training and support for any question.



Take control and integrate accounting with Shopify today

Thrive Accounting Software simplifies accounting - just some of the benefits include:

- ✓ **Integrate accounting with Shopify:**
No more manual exports - Thrive makes it simple to set up in 3 clicks, so your finances update seamlessly.
- ✓ **Gain back time with stock automation:**
whether it's a sale or purchase - Thrive updates in real-time with your Shopify store, making stock control effortless
- ✓ **Make order fulfilment seamless:**
Thrive automates order import and payment allocation for you - Letting you focus on getting orders to customers for a smooth processing workflow.
- ✓ **Pain-free reporting:**
Don't worry about reporting! Thrive offers one-click export for VAT and sales, purchases or stock, with accurate data and peace of mind.



How do I get started with Thrive?

Getting started is as easy as ABC:

A - Act now

Every day you delay is a day you don't save time and lose money from slow processes and unreliable accounting software. To help you make an informed decision, why not have someone show you around our software?

B - Book a demo

See how much time Thrive will save you by trying it for yourself. Our expert sales team will give you a detailed walkthrough and answer any questions. We can do this at a time that suits you and your business.

C - Cloud-based

Lastly, Thrive makes it simple to get up and running - All you need is your laptop and an internet connection to experience true freedom with Thrive Accounting Software.

With a modern, scalable system that grows with your business, a simple-to-use interface, and plenty of tools to automate your processes, it's time to act - talk to us today and start getting your time back and focus on your core Shopify business.

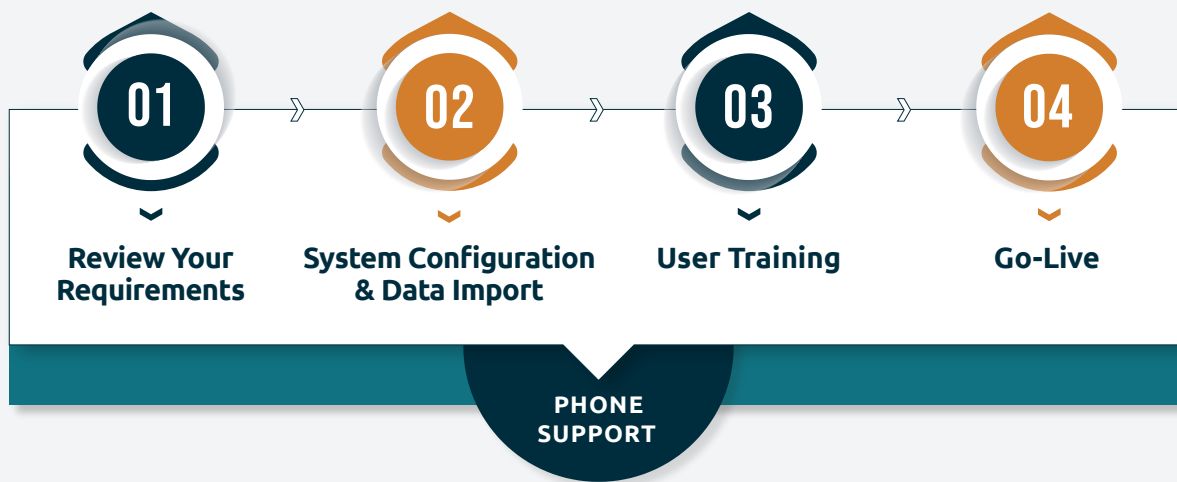
Request a demo today:

www.thriveaccounts.com/request-a-demo





Our 4 Step Onboarding Process



Our Customers



Thrive offers huge value to our business when it comes to visibility on reporting. Coupled with its ultra-secure payments process, Thrive has become crucial to our business operations.

Carmel McCready



Thrive has helped us create a fully transparent, more efficient process. This has become crucial to business operations while also improving our own internal capabilities.

Gráinne Ryan



If we ever have an issue, we just pick up the phone and we are straight on to the team at Thrive. They know our accounting system inside out.

Joanne Gillic



The transition from our old system to Thrive Accounting was seamless and the support given by the software team was second to none.

Laura Mc Carthy

Talk To Us

Our sales team is always here to help.

E: info@thriveaccounts.com

T: +353 71 966 2552



Scan QR Code to request a demo

